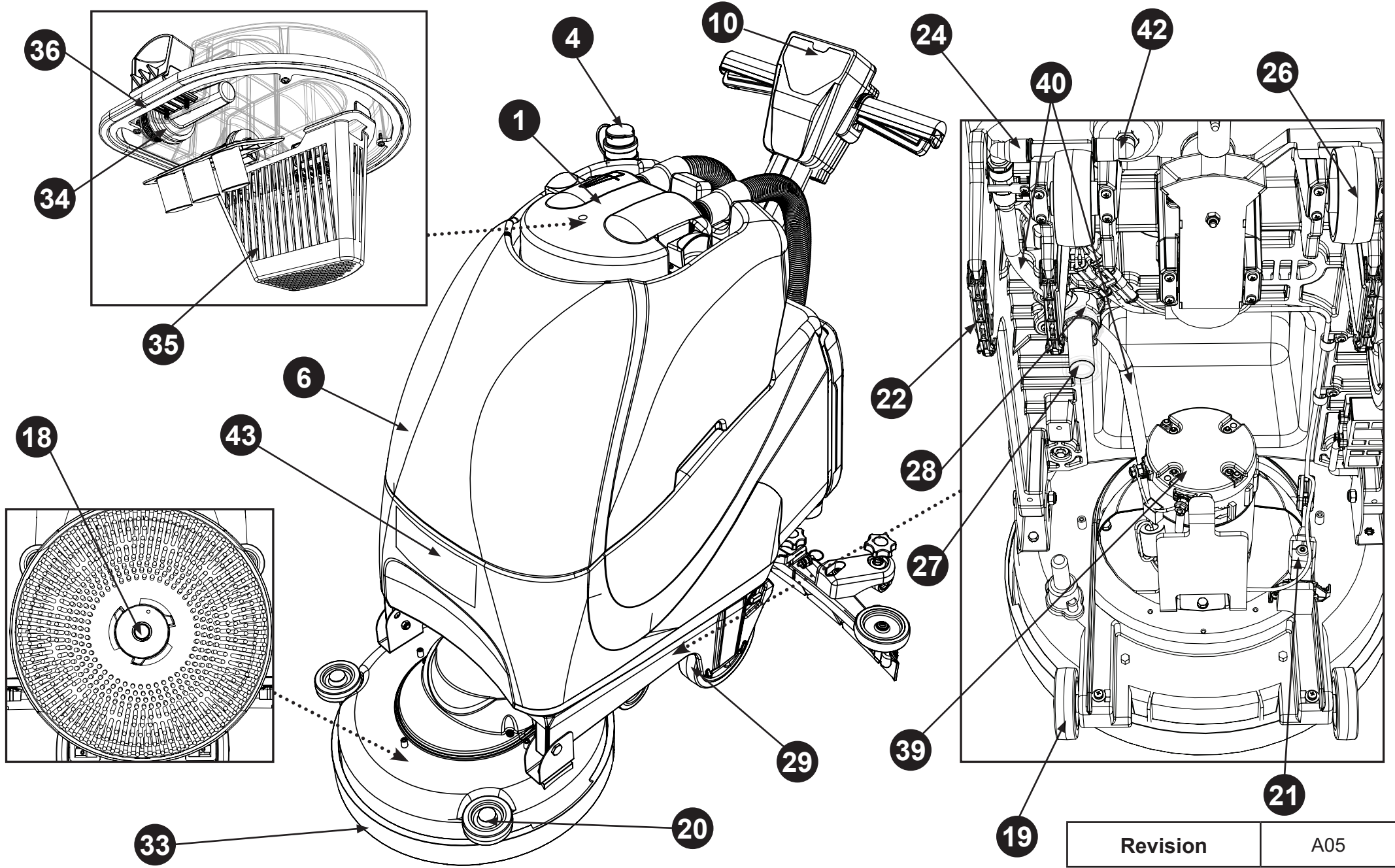
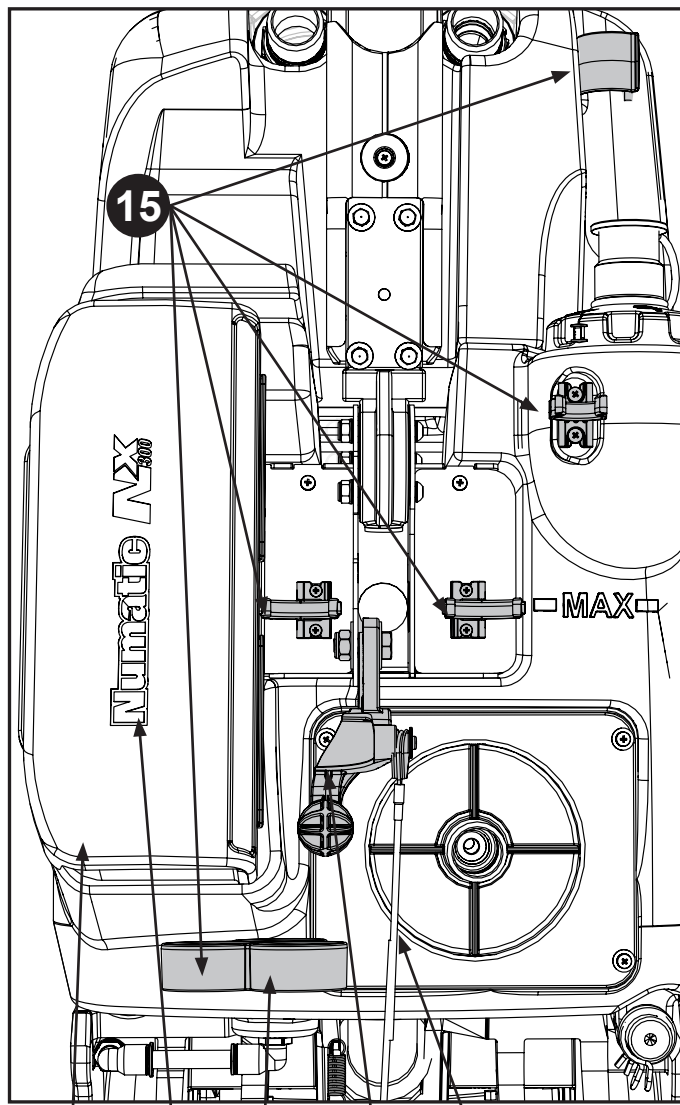


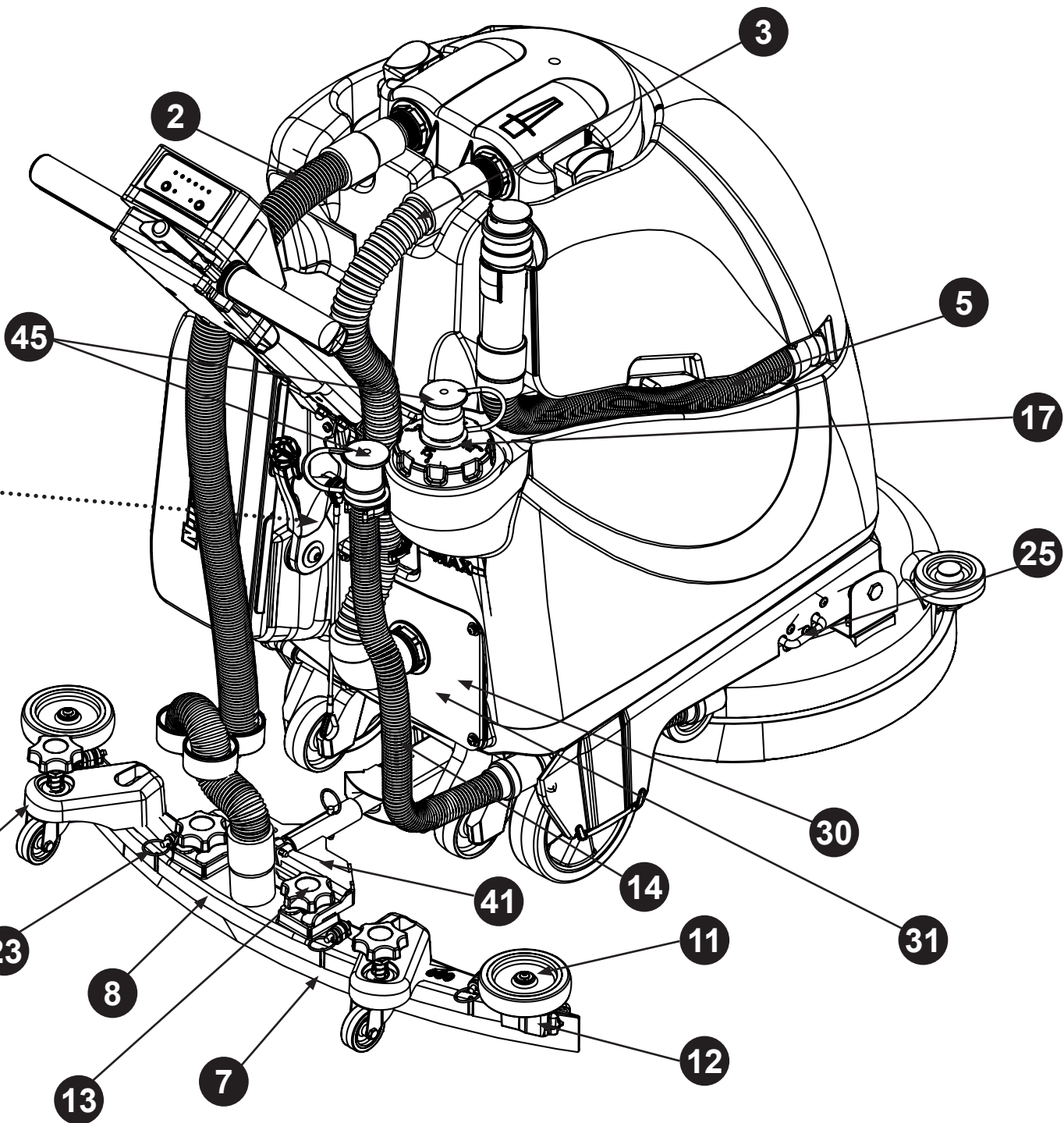
TTB3045NX / TTB3045NX-R Exploded Spares

Walk-behind Battery Scrubber Dryer

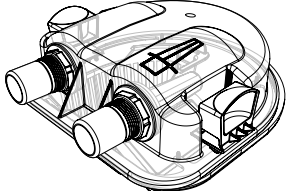

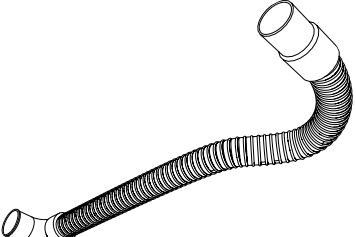
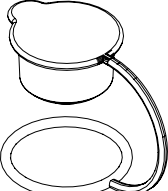
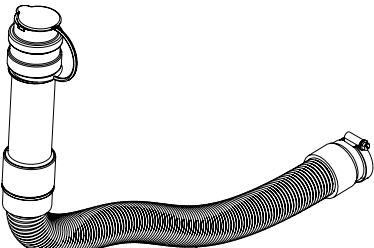
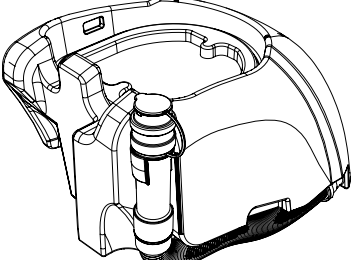
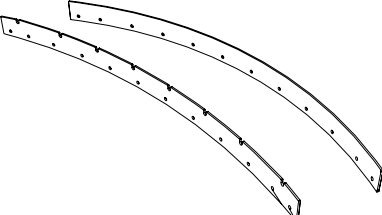


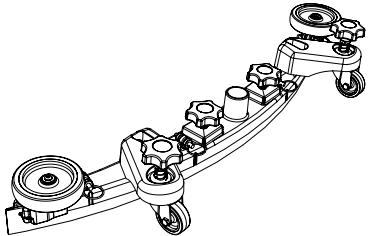
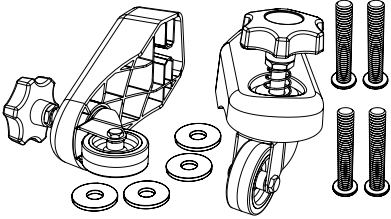
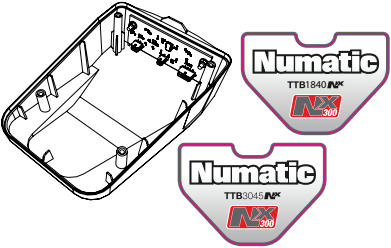
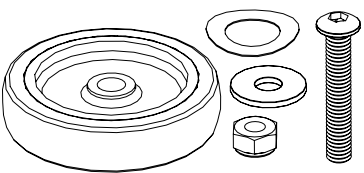
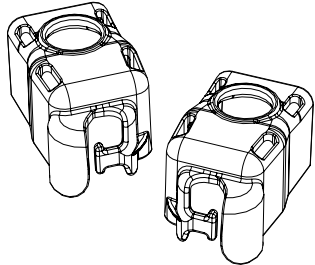
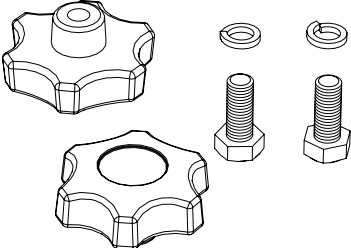
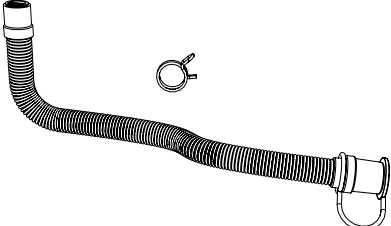


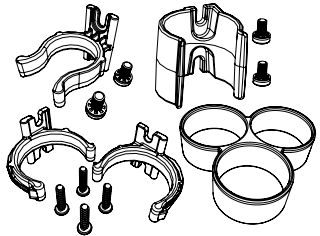
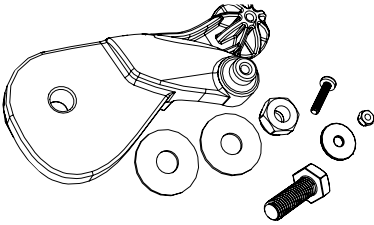
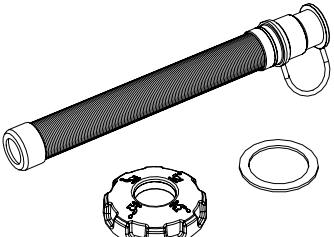
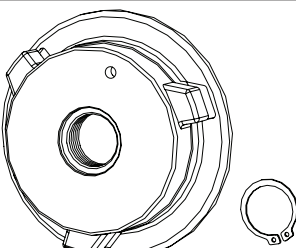
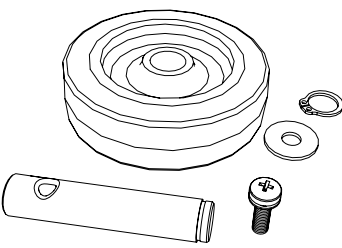
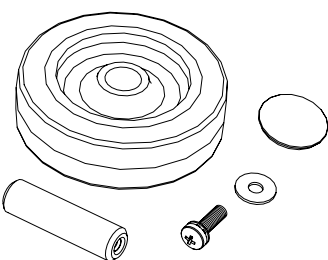
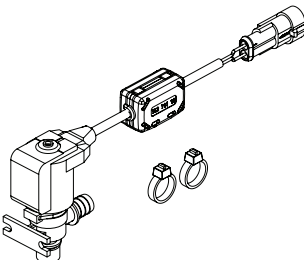
- 32
- 44
- 16
- 38
- 37

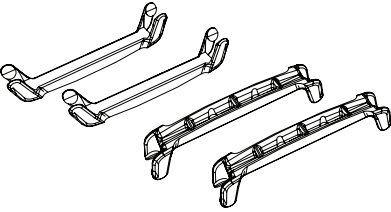

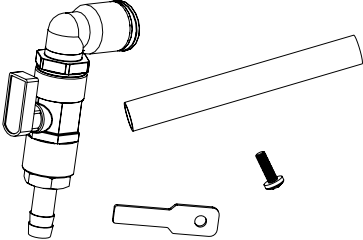
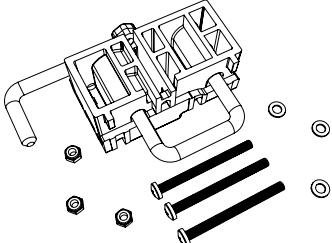
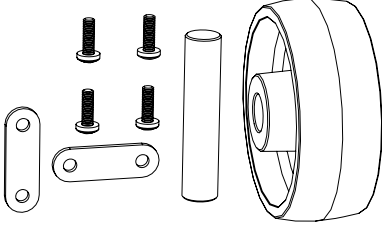
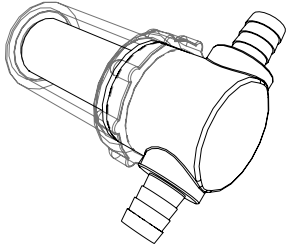
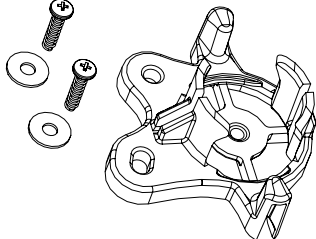


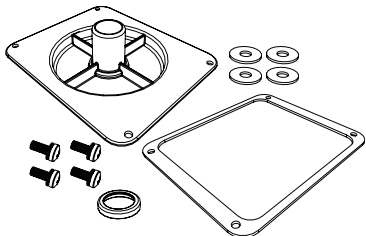
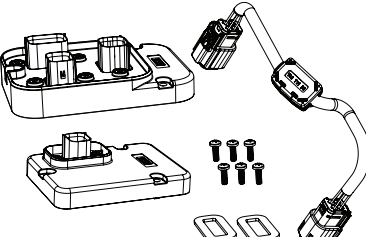
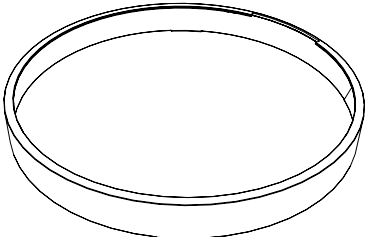
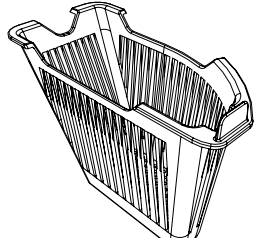
- 2
- 3
- 5
- 17
- 25
- 30
- 31
- 14
- 11
- 12
- 41
- 8
- 7
- 13
- 23
- 9
- 45

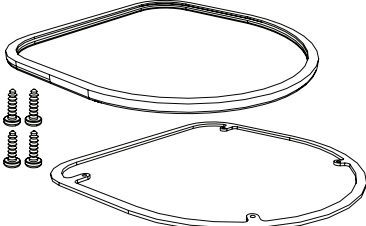

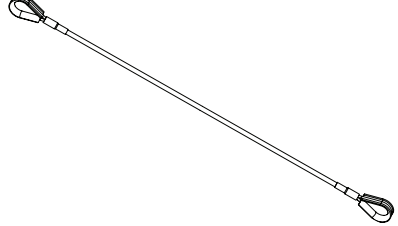
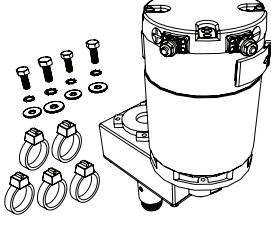

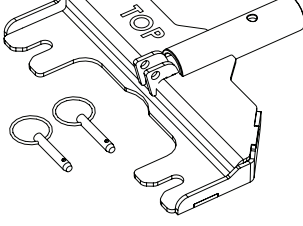
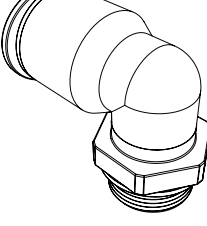
Item Number	Image Reference	Item Description	Part Number	Item Quantity
1		Separator Assembly	915088	1
2		Stretch Hose	915089	1
3		Vac Hose	915090	1
4		Dirty Dump Hose End Cap	915091	1
5		Dirty Dump Hose	915092	1
6		TTB3045NX Top Tank Assembly	915094	1
		TTB3045NX-R Top Tank Assembly	918785	
7		Blade Set	900518	1

Item Number	Image Reference	Item Description	Part Number	Item Quantity
8		Complete Floortool Kit	904691	1
9		Right & Left Caster Wheel Assy	908028	1
10		TTB3045NX/1840NX PCB Kit	915095	1
		TTB3045NX-R/1840NX-R PCB Kit	918840	
11		Squeegee Buffer Wheel	916150	2
12		Floor Tool Right & Left Blade Retainer Clips	916152	1
13		Floor Tool Red Knob	916153	2
14		Clean Water Dump Hose	916154	1

Item Number	Image Reference	Item Description	Part Number	Item Quantity
15		Complete Hose Clip Kit	916155	1
16		Squeegee Lift Handle Kit	916156	1
17		Tank Filling Kit	916157	1
18		Chuck Kit	916158	2
19		Wheel Kit	916159	1
20		Buffer Wheel Kit	916160	2
21		Solenoid Cable & Ferrite Assembly	916197	1

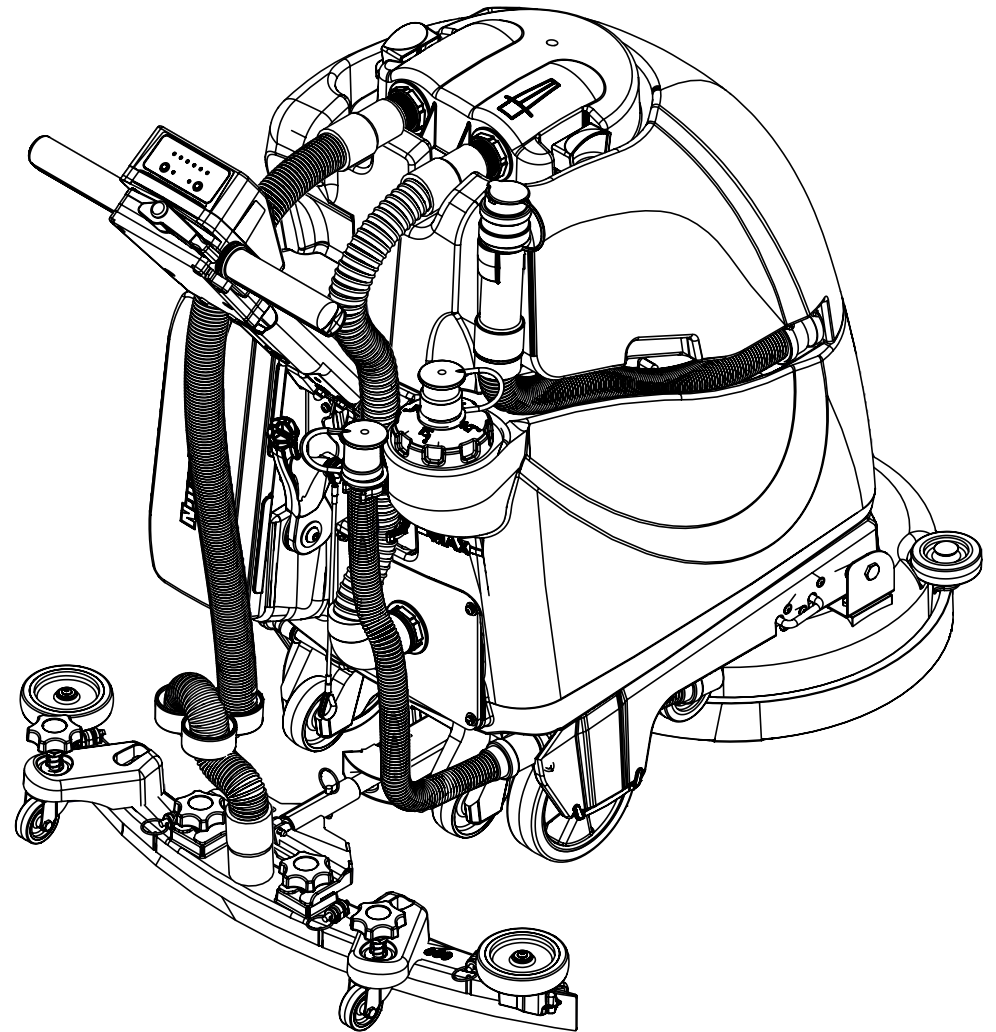
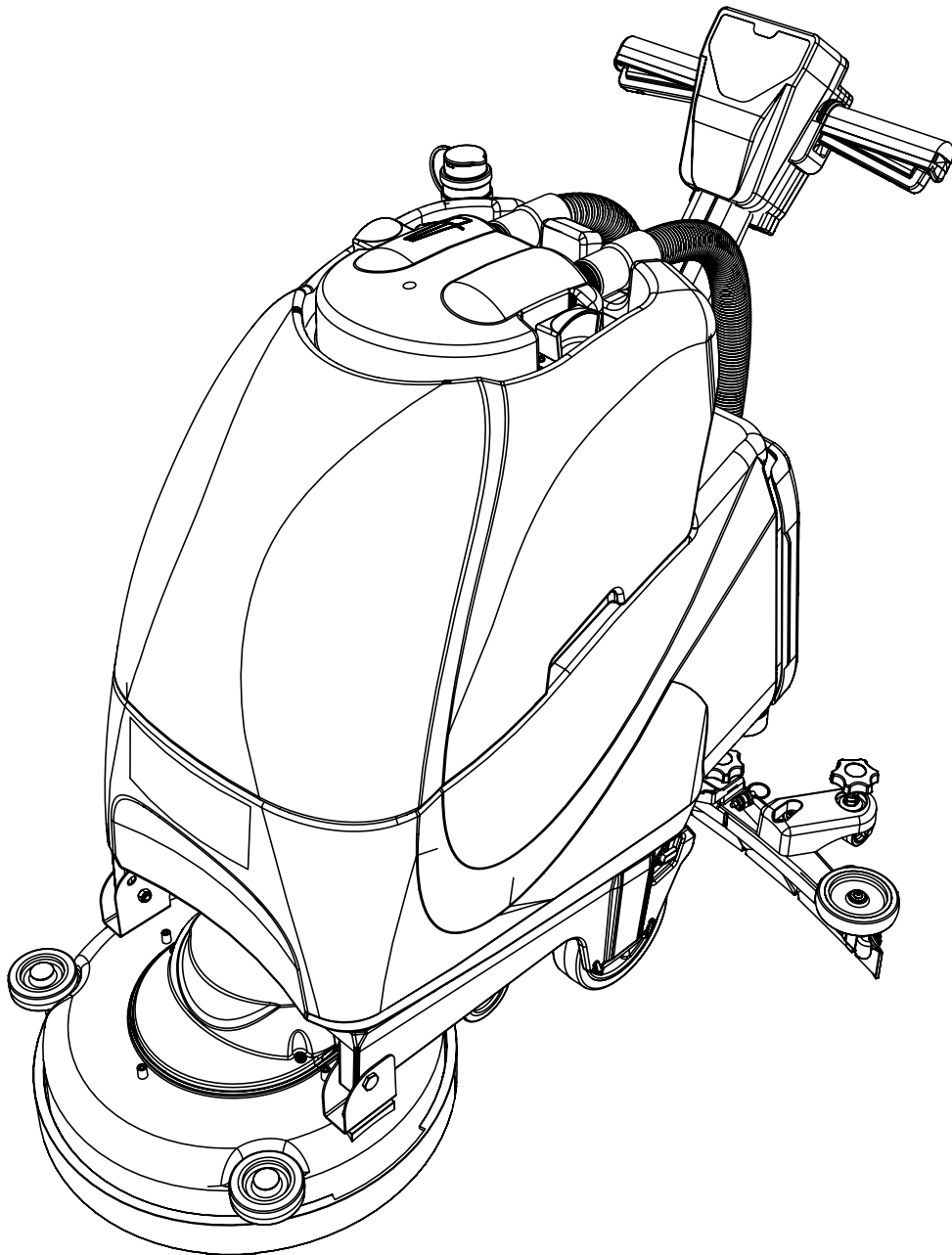
Item Number	Image Reference	Item Description	Part Number	Item Quantity
22		TTB3045NX Pack of Axle Clips	916183	4
		TTB3045NX-R Pack of Axle Clips (Black)	918786	
23		Pack of Detent Pins	916184	4
24		Ball Valve Assy	916186	1
25		Deck Bar Locking Kit	905533	1
26		80mm White Wheel Kit	916188	1
27		Extended Strainer Kit	916190	1
28		Extended Strainer Bracket Assy	916192	1

Item Number	Image Reference	Item Description	Part Number	Item Quantity
29		TTB3045NX 160mm Wheel Kit Assy	916194	1
		TTB3045NX-R 160mm Wheel Kit Assy	918787	
30		Vac Motor Back Plate Assy	916406	1
31		Vac Motor Assy	916408	1
32		Main PCB Kit Assy	916411	1
33		TTB3045NX Splash Skirt	916413	1
		TTB3045NX-R Splash Skirt	918788	
34		Barrel Filter	916414	2
35		Filter Basket	916415	1

Item Number	Image Reference	Item Description	Part Number	Item Quantity
36		Seperator Gasket Kit	916417	1
37		Hose Guide (Top Tank)	916418	1
38		Lift Wire	916288	1
39		Brush Motor Assy	916290	2
40		Solution Tube Kit	916292	1
41		Floor Tool Bracket Assy	916293	2
42		Elbow Angle Connector	916295	1

TTB3045NX Exploded Spares

Walk-behind Battery Scrubber Dryer



EN	 	Any maintenance operation is to be carried out in a safe environment • All electrical work is to be carried out by a competent person Move tank assembly • Retain all nuts, screws and washers for refitting (if applicable)	 
DE	 	Sämtliche Wartungsarbeiten sind in einer sicheren Umgebung durchzuführen • Alle Elektroarbeiten sind durch eine entsprechend befähigte Person durchzuführen Bewegen Sie die Tankbaugruppe • Bewahren Sie alle Muttern, Schrauben und Unterlegscheiben zum Wiedereinbau sicher auf (falls zutreffend)	 
FR	 	Toute opération d'entretien doit être effectuée dans un environnement sécurisé • Tous travaux électriques doivent être assurés par du personnel qualifié uniquement Déplacez l'ensemble réservoir • Conservez tous les écrous, vis et rondelles en vue d'un (éventuel) remplacement	 
NL	 	Alle onderhoudswerkzaamheden moeten worden uitgevoerd in een veilige omgeving • Alle elektrische werkzaamheden moeten worden uitgevoerd door een bevoegd persoon Verplaats de hoofdtank • Bewaar alle moeren, schroeven en sluitringen voor hermontage (indien van toepassing)	 
PT	 	Qualquer operação de manutenção deve realizar-se num ambiente seguro • Todo o trabalho elétrico deve ser realizado por um técnico qualificado Mover o depósito principal • Guardar todas as porcas, parafusos e anilhas para reinstalar (se aplicável)	 
IT	 	Tutti gli interventi di manutenzione devono essere effettuati in un ambiente sicuro • Tutti gli interventi elettrici devono essere effettuati da personale competente Spostamento del gruppo serbatoio • Conservare tutti i dadi, le viti e le rondelle per il rimontaggio (se applicabile)	 
ES	 	Toda operación de mantenimiento debe realizarse en un entorno seguro • Todo trabajo eléctrico debe ser realizado por una persona competente Mover el conjunto de depósito • Guardar todas las tuercas, tornillos y arandelas para volver a colocarlos (si corresponde)	 
PL	 	Wszystkie czynności konserwacyjne należy wykonywać w bezpiecznym środowisku • Wszelkie prace elektryczne powinna wykonywać osoba kompetentna Przesunąć zespół zbiornika • Zachować wszystkie nakrętki, śruby i podkładki do ponownego montażu (jeżeli dotyczy)	 
FI	 	Kaikki huoltotoimenpiteet on suoritettava turvallisessa ympäristössä • Ammattitaitoisen henkilön on tehtävä kaikki sähkötyöt Siirrä säiliöyksikkö • Säilytä kaikki mutterit, ruuvit ja prikat asennusta varten (jos käyttökelpoisia)	 
SV	 	Alla former av underhåll ska utföras i en säker miljö • Allt elektriskt arbete ska utföras av en behörig person Flytta tankenheten • Behåll alla muttrar, skruvar och brickor för reparation (om det är tillämpligt)	 
DA	 	Alla former av underhåll ska utföras i en säker miljö • Allt elektriskt arbete ska utföras av en behörig person Flytta tankenheten • Behåll alle muttrar, skruvar og brickor for reparation (om det er tilfølgeligt)	 



For videos and help
scan the QR code.

Num Assist



Numatic.com



Numatic

