

Faster, smarter, easier floorcare

A compact, highly manoeuvrable scrubber dryer that combines intuitive operation, exemplary performance, and leading resource-efficient technologies into a single package. The SC5000 allows operators to clean in spaces both large and small without disrupting business.






Its easy controls, adaptability, and robust, durable construction make the Nilfisk SC5000 ideal for floorcare applications in environments ranging from warehouses and supermarkets to light- or heavy-industrial environments.

- Best-in-class turning radius in a profile narrow enough for any corner or aisle
- SmartFlow™ adjusts detergent and water pressure according to speed
- Sealed cylindrical brush protects moving parts for up to 4x greater lifespan
- SmartKey and SupervisorKey settings for user- and environment-specific performance customisation
- Maximum operator safety and productivity with clear sightlines and full functionality control via steering wheel



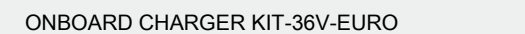




Picture shown may not represent model quoted

● Standard equipment






Included accessories		Ref. no.	Min. required	SC5000 860D PKG	SC5000 810C PKG	SC5000 910C PKG
Brush Cylindrical						
	BRUSH POLYPROPYLENE 32-RED	56407475	2			
	BRUSH-POLYPROPYLENE 36IN	56117818	2			
Ecoflex System						
	ECOFLEX KIT	56117424	1			
Disc Brush 430 mm						
	DISC BRUSH-17 PROLENE 3 LUG	56505784	2			
Squeegee Blade						
	SQUEEGEE BLADE KIT-LINATEX J	56116704	1			
Battery						
	BATT. 6V-255AH WET SEMI T MONOBLOC	80565000	6			



Faster, smarter, easier floorcare






Included accessories	Ref. no.	Min. required	SC5000 860D PKG	SC5000 810C PKG	SC5000 910C PKG
On-Board Charger					
 ONBOARD CHARGER KIT-36V-EURO	56117870	1			
Squeegee, Blade, Skirt and Splash Guard					
 DISC/REV SIDE BLADE KIT-LINAT	56120341	0	•		
 SIDE BLADE KIT-LINATEX	56116706	0			
Other					
 SMART KEY-SUPERVISOR	56116519	1			
 SMART KEY-USER	56116518	1			

• Standard equipment

Included accessories	Ref. no.	Min. required	SC5000 860D W255 OBC X BR	SC5000 810C W255 OBC X BR	SC5000 910C W255 OBC X BR
Brush Cylindrical					
 BRUSH POLYPROPYLENE 32-RED	56407475	2		•	
 BRUSH-POLYPROPYLENE 36IN	56117818	2			•
Ecoflex System					
 ECOFLEX KIT	56117424	1	•	•	•
Disc Brush 430 mm					
 DISC BRUSH-17 PROLENE 3 LUG	56505784	2	•		
Squeegee Blade					
 SQUEEGEE BLADE KIT-LINATEX J	56116704	1	•	•	•



Faster, smarter, easier floorcare

Included accessories	Ref. no.	Min. required	SC5000 860D W255 OBC X BR	SC5000 810C W255 OBC X BR	SC5000 910C W255 OBC X BR
Battery					
 BATT. 6V-255AH WET SEMI T MONOBLOC	80565000	6	•	•	•
On-Board Charger					
ONBOARD CHARGER KIT-36V-EURO	56117870	1	•	•	•
Squeegee, Blade, Skirt and Splash Guard					
 DISC/REV SIDE BLADE KIT-LINAT	56120341	0			
 SIDE BLADE KIT-LINATEX	56116706	0	•		
Other					
 SMART KEY-SUPERVISOR	56116519	1	•	•	•
 SMART KEY-USER	56116518	1	•	•	•

Model	SC5000 860D PKG	SC5000 810C PKG	SC5000 910C PKG
Ref. no.	56117805	56117807	56117808

PRODUCT FEATURES

Adjustable steering and seat	•	•	•
Automatic solution shut off	•	•	•
Automatic squeegee lift in reverse	•	•	•
Back up warning alarm	•	•	•
Blades can be used on 4 edges	•	•	•
Click on-off brush	•		
Onboard charger (optional)	•	•	•
Debris tray	•	•	•
Squeezable drain hose with flow control	•	•	•
SmartKey system	•	•	•
One-Touch™ Button	•	•	•
Break away Squeegee	•	•	•



Faster, smarter, easier floorcare

Model	SC5000 860D PKG	SC5000 810C PKG	SC5000 910C PKG
Ref. no.	56117805	56117807	56117808

PRODUCT FEATURES

SmartFlow system	•	•	•
Speed limiter	•	•	•
Self-adjusting side skirts	•	•	•
Fully protected scrub deck	•	•	•
Integrated impact detection system	•	•	•
Optional settings for smooth floor types	•	•	•
Embedded machine diagnostics	•	•	•
Ecoflex Chemical Kit (Option)	•	•	•

Model	SC5000 860D W255 OBC X BR	SC5000 810C W255 OBC X BR	SC5000 910C W255 OBC X BR
Ref. no.	CM56117805-11	CM56117807-09	CM56117808-11

PRODUCT FEATURES

Adjustable steering and seat	•	•	•
Automatic solution shut off	•	•	•
Automatic squeegee lift in reverse	•	•	•
Back up warning alarm	•	•	•
Blades can be used on 4 edges	•	•	•
Click on-off brush	•		
Onboard charger (optional)	•	•	•
Debris tray	•	•	•
Squeezable drain hose with flow control	•	•	•
SmartKey system	•	•	•
One-Touch™ Button	•	•	•
Break away Squeegee	•	•	•
SmartFlow system	•	•	•
Speed limiter	•	•	•
Self-adjusting side skirts	•	•	•
Fully protected scrub deck	•	•	•
Integrated impact detection system	•	•	•
Optional settings for smooth floor types	•	•	•
Embedded machine diagnostics	•	•	•
Ecoflex Chemical Kit (Option)	•	•	•



Faster, smarter, easier floorcare

Technical specifications	SC5000 860D PKG	SC5000 810C PKG	SC5000 910C PKG
Drive motor hp (W)	1200	1200	1200
Voltage (V)	36	36	36
Brush motor (W)	750	550	550
Sound pressure level (dB(A))	61 +/-3	63 +/-3	63 +/-3
Productivity rate theoretical/ actual (m ² /h)	7310/5120	6880/4820	7740/5410
Min. aisle turn (cm)	168	168	168
Solution/recovery tank (l)	140/147	140/147	140/147
Brush pressure (kg)	104/72/52/38	65/52/38	65/52/38
Brush speed (rpm)	250	776.5	776.5
Scrub deck type	Disc	Cylindrical	Cylindrical
Brush size (mm)	2x430	810	910
Dimensions, L x W x H (mm)	1590x950x1460	1590x950x1460	1590x1050x1460
Battery compartment size (L x W x H) (mm)	629x555x435	629x555x435	629x555x435
Gross weight (gvw) (kg)	848	850	855
Net weight (kg)	640	642	646
Gradeability transport % (DEG)	18	18	18
Vacuum motor power	825W	825W	825W
Scrub path	860mm	810mm	910mm
Max. brush down pressure	230/ 160 / 135 / 80 lbs	144 / 115 / 85 lbs	144 / 115 / 85 lbs
Max. travel speed (forward)	up to 8.5 km/h	up to 8.5 km/h	up to 8.5 km/h
Gradeability - Cleaning	12 %	12 %	12 %









Technical specifications	SC5000 860D W255 OBC X BR	SC5000 810C W255 OBC X BR	SC5000 910C W255 OBC X BR
Drive motor hp (W)	1200	1200	1200
Voltage (V)	36	36	36
Brush motor (W)	750	550	550
Sound pressure level (dB(A))	61 +/-3	63 +/-3	63 +/-3
Productivity rate theoretical/ actual (m ² /h)	7310/5120	6880/4820	7740/5410
Min. aisle turn (cm)	168	168	168
Solution/recovery tank (l)	140/147	140/147	140/147
Brush pressure (kg)	104/72/52/38	65/52/38	65/52/38
Brush speed (rpm)	250	776.5	776.5
Scrub deck type	Disc	Cylindrical	Cylindrical
Brush size (mm)	2x430	810	910
Dimensions, L x W x H (mm)	1590x950x1460	1590x950x1460	1590x1050x1460
Battery compartment size (L x W x H) (mm)	629x555x435	629x555x435	629x555x435
Gross weight (gvw) (kg)	848	850	855



Faster, smarter, easier floorcare


Technical specifications	SC5000 860D W255 OBC X BR	SC5000 810C W255 OBC X BR	SC5000 910C W255 OBC X BR
Net weight (kg)	640	642	646
Gradeability transport % (DEG)	18	18	18
Vacuum motor power	825W	825W	825W
Scrub path	860mm	810mm	910mm
Max. brush down pressure	230/ 160 / 135 / 80 lbs	144 / 115 / 85 lbs	144 / 115 / 85 lbs
Max. travel speed (forward)	up to 8.5 km/h	up to 8.5 km/h	up to 8.5 km/h
Gradeability - Cleaning	12 %	12 %	12 %

● Standard equipment, ○ Supplementary accessories, □ Mountable equipment

Accessories	Ref. no.	Min. required	SC5000 860D PKG	SC5000 810C PKG	SC5000 910C PKG
Pad 17" / 432 mm					
 PAD 17 432MM ECO BLACK 5PCS	10001938	2			
 PAD 17 432MM ECO BLUE 5PCS	10001939	2			
 PAD 17 432MM ECO GREEN 5PCS	10001940	2			
 PAD 17 432MM ECO RED 5PCS	10001941	2			
 PAD 17 432MM ECO TAN 5PCS	10001937	2			
 PAD 17 432MM ECO WHITE 5PCS	10001936	2			
 PAD 17 432MM ECO BROWN 5PCS	10001971	2			
Special Pad					
 PAD 17 432MM ECO BRILLIANCE BLUE 2PCS	10002337	2			














Faster, smarter, easier floorcare

	Accessories	Ref. no.	Min. required	SC5000 860D PKG	SC5000 810C PKG	SC5000 910C PKG
	PAD 17 432MM ECO BRILLIANCE GREEN 2PCS	10002339	2			
	PAD 17 432MM ECO BRILLIANCE RED 2PCS	10002336	2			
	PAD 17 432MM ECO BRILLIANCE YELLOW 2PCS	10002338	2			
Brush Cylindrical						
	BRUSH-80 GRIT 36IN	56117820	2			
	BRUSH 46 GRIT 32-ORANGE/BROWN	56407478	2			
	BRUSH 46 GRIT 36IN	56117821	2			
	BRUSH 80 GRIT 32-BLACK	56407477	2			
	BRUSH 180 GRIT 32-BLUE/GREY	56407476	2			
	BRUSH HARD NYLON 32-NATURAL	56407474	2			
	BRUSH POLYPROPYLENE 32-RED	56407475	2			
	BRUSH SOFT NYLON 32-YELLOW	56407473	2			
	BRUSH-HARD NYLON 36IN	56117817	1			
	BRUSH-POLYPROPYLENE 36IN	56117818	2			
	BRUSH-SOFT NYLON 36IN	56117816	2			














Faster, smarter, easier floorcare

Accessories		Ref. no.	Min. required	SC5000 860D PKG	SC5000 810C PKG	SC5000 910C PKG
Pad Holder						
	PAD HOLDER-17 3 LUG	56505780	2			
Disc Brush 430 mm						
	DISC BRUSH-17 AGLITE 500 Ø430	56505783	2			
	DISC BRUSH-17 DYNAGRIT 3 LUG	56505782	2			
	DISC BRUSH-17 MAGNAGRIT 3 LUG	56505781	2			
	DISC BRUSH-17 MIDGRIT 3 LUG	56505787	2			
	DISC BRUSH-17 MIDLITE 3 LUG	56505788	2			
	DISC BRUSH-17 PROLENE 3 LUG	56505784	2			
	DISC BRUSH-17 PROLITE 3 LUG	56505785	2			
	DISC BRUSH-17 UNION MIX 3 LUG	56505786	2			
Side Brush						
	BRUSH SIDE BROOM	56602119	1			
External Charger						
	CHARGER HF 36V 25A SB175G	80543626	1			














Faster, smarter, easier floorcare

Accessories		Ref. no.	Min. required	SC5000 860D PKG	SC5000 810C PKG	SC5000 910C PKG
	CHARGER HF 36V 40A SB175G	80553643	1			
Battery						
	BATT.36V-280AH GEL SINGLE CELLS IN TRAY	L00210020	1			
	BATT.36V-320AH WET TRAY WITH AQUAMATIC	L00200033	1			
	BATT. 6V-240AH GEL MONOBLOC	80564100	6			
	BATT. 6V-255AH WET SEMI T MONOBLOC	80565000	6			
Other						
	ARM REST KIT-R/H ONLY	56383189	1			
	BUMPER KIT-HEAVY DUTY-FRONT	56116359	1			
	DRAIN HOSE EXTENSION KIT-1.5IN	56117893	1			
	MOP HOLDER KIT	56116619	1			
	SCRUB N VAC TOOL KIT	56117811	1			
	SEAT BELT KIT	56117688	1			
	SIDE BROOM KIT	56117658	1			
	SMART KEY-SUPERVISOR	56116519	1			



Faster, smarter, easier floorcare







Accessories		Ref. no.	Min. required	SC5000 860D PKG	SC5000 810C PKG	SC5000 910C PKG
	SMART KEY-USER	56116518	1			
	SOLUTION AUTO FILL KIT	56116358	1			
	VACUUM WAND KIT	56116355	1			
	WASH HOSE KIT	56117906	1			
Squeegee Blade						
	SQUEEGEE BLADE KIT-LINATEX J	56116704	1			
	SQUEEGEE BLADE KIT-PU J	56116707	1			
Squeegee, Blade, Skirt and Splash Guard						
	DISC/REV SIDE BLADE KIT-LINAT	56120341	0	•		
	SIDE BLADE KIT-LINATEX	56116706	0			
	SIDE BLADE KIT-PU	56116709	0			
Light Option						
	BLUE LIGHT KIT	56117858	1			
	HEADLIGHT KIT	56117862	1			
Guard Option						



Faster, smarter, easier floorcare











Accessories		Ref. no.	Min. required	SC5000 860D PKG	SC5000 810C PKG	SC5000 910C PKG
	FOOT GUARD KIT	56117869	1			
	OVERHEAD GUARD KIT	56117968	1			
	SQUEEGEE GUARD KIT	56117956	1			
On-Board Charger						
	ONBOARD CHARGER KIT-36V-EURO	56117870	1			
Ecoflex System						
	ECOFLEX KIT	56117424	1			

● Standard equipment, ○ Supplementary accessories, □ Mountable equipment

Accessories		Ref. no.	Min. required	SC5000 860D W255 OBC X BR	SC5000 810C W255 OBC X BR	SC5000 910C W255 OBC X BR
Pad 17" / 432 mm						
	PAD 17 432MM ECO BLACK 5PCS	10001938	2	○		
	PAD 17 432MM ECO BLUE 5PCS	10001939	2	○		
	PAD 17 432MM ECO GREEN 5PCS	10001940	2	○		
	PAD 17 432MM ECO RED 5PCS	10001941	2	○		
	PAD 17 432MM ECO TAN 5PCS	10001937	2	○		
	PAD 17 432MM ECO WHITE 5PCS	10001936	2	○		














Faster, smarter, easier floorcare











Accessories		Ref. no.	Min. required	SC5000 860D W255 OBC X BR	SC5000 810C W255 OBC X BR	SC5000 910C W255 OBC X BR
	PAD 17 432MM ECO BROWN 5PCS	10001971	2	○		
Special Pad						
	PAD 17 432MM ECO BRILLIANCE BLUE 2PCS	10002337	2	○		
	PAD 17 432MM ECO BRILLIANCE GREEN 2PCS	10002339	2	○		
	PAD 17 432MM ECO BRILLIANCE RED 2PCS	10002336	2	○		
	PAD 17 432MM ECO BRILLIANCE YELLOW 2PCS	10002338	2	○		
Brush Cylindrical						
	BRUSH-80 GRIT 36IN	56117820	2			○
	BRUSH 46 GRIT 32-ORANGE/BROWN	56407478	2		○	
	BRUSH 46 GRIT 36IN	56117821	2			○
	BRUSH 80 GRIT 32-BLACK	56407477	2		○	
	BRUSH 180 GRIT 32-BLUE/GREY	56407476	2		○	
	BRUSH HARD NYLON 32-NATURAL	56407474	2		○	
	BRUSH POLYPROPYLENE 32-RED	56407475	2		●	



Faster, smarter, easier floorcare












Accessories		Ref. no.	Min. required	SC5000 860D W255 OBC X BR	SC5000 810C W255 OBC X BR	SC5000 910C W255 OBC X BR
	BRUSH SOFT NYLON 32-YELLOW	56407473	2		○	
	BRUSH-HARD NYLON 36IN	56117817	1			○
	BRUSH-POLYPROPYLENE 36IN	56117818	2			●
	BRUSH-SOFT NYLON 36IN	56117816	2			○
Pad Holder						
	PAD HOLDER-17 3 LUG	56505780	2	○		
Disc Brush 430 mm						
	DISC BRUSH-17 AGLITE 500 Ø430	56505783	2	○		
	DISC BRUSH-17 DYNAGRIT 3 LUG	56505782	2	○		
	DISC BRUSH-17 MAGNAGRIT 3 LUG	56505781	2	○		
	DISC BRUSH-17 MIDGRIT 3 LUG	56505787	2	○		
	DISC BRUSH-17 MIDLITE 3 LUG	56505788	2	○		
	DISC BRUSH-17 PROLENE 3 LUG	56505784	2	●		
	DISC BRUSH-17 PROLITE 3 LUG	56505785	2	○		

Faster, smarter, easier floorcare

Accessories		Ref. no.	Min. required	SC5000 860D W255 OBC X BR	SC5000 810C W255 OBC X BR	SC5000 910C W255 OBC X BR
	DISC BRUSH-17 UNION MIX 3 LUG	56505786	2	○		
Side Brush						
	BRUSH SIDE BROOM	56602119	1		○	
External Charger						
	CHARGER HF 36V 25A SB175G	80543626	1	○	○	○
	CHARGER HF 36V 40A SB175G	80553643	1	○	○	○
Battery						
	BATT.36V-280AH GEL SINGLE CELLS IN TRAY	L00210020	1	□	□	□
	BATT.36V-320AH WET TRAY WITH AQUAMATIC	L00200033	1	□	□	□
	BATT. 6V-240AH GEL MONOBLOC	80564100	6	□	□	□
	BATT. 6V-255AH WET SEMI T MONOBLOC	80565000	6	●	●	●
Other						
	ARM REST KIT-R/H ONLY	56383189	1	□	□	□
	BUMPER KIT-HEAVY DUTY-FRONT	56116359	1	□	□	□
	DRAIN HOSE EXTENSION KIT-1.5IN	56117893	1	□	□	□
	MOP HOLDER KIT	56116619	1	□	□	□










Faster, smarter, easier floorcare

Accessories		Ref. no.	Min. required	SC5000 860D W255 OBC X BR	SC5000 810C W255 OBC X BR	SC5000 910C W255 OBC X BR
	SCRUB N VAC TOOL KIT	56117811	1	<input type="checkbox"/>	<input type="checkbox"/>	<input type="checkbox"/>
	SEAT BELT KIT	56117688	1	<input type="checkbox"/>	<input type="checkbox"/>	<input type="checkbox"/>
	SIDE BROOM KIT	56117658	1		<input type="checkbox"/>	
	SMART KEY-SUPERVISOR	56116519	1	<input checked="" type="checkbox"/>	<input checked="" type="checkbox"/>	<input checked="" type="checkbox"/>
	SMART KEY-USER	56116518	1	<input checked="" type="checkbox"/>	<input checked="" type="checkbox"/>	<input checked="" type="checkbox"/>
	SOLUTION AUTO FILL KIT	56116358	1	<input type="checkbox"/>	<input type="checkbox"/>	<input type="checkbox"/>
	VACUUM WAND KIT	56116355	1	<input type="checkbox"/>	<input type="checkbox"/>	<input type="checkbox"/>
	WASH HOSE KIT	56117906	1	<input type="checkbox"/>	<input type="checkbox"/>	<input type="checkbox"/>
Squeegee Blade						
	SQUEEGEE BLADE KIT-LINATEX J	56116704	1	<input checked="" type="checkbox"/>	<input checked="" type="checkbox"/>	<input checked="" type="checkbox"/>
	SQUEEGEE BLADE KIT-PU J	56116707	1	<input type="checkbox"/>	<input type="checkbox"/>	<input type="checkbox"/>
Squeegee, Blade, Skirt and Splash Guard						
	DISC/REV SIDE BLADE KIT-LINAT	56120341	0			



Faster, smarter, easier floorcare

Accessories		Ref. no.	Min. required	SC5000 860D W255 OBC X BR	SC5000 810C W255 OBC X BR	SC5000 910C W255 OBC X BR
	SIDE BLADE KIT-LINATEX	56116706	0	•		
	SIDE BLADE KIT-PU	56116709	0	◦		
Light Option						
	BLUE LIGHT KIT	56117858	1	□	□	□
	HEADLIGHT KIT	56117862	1	□	□	□
Guard Option						
	FOOT GUARD KIT	56117869	1	□	□	□
	OVERHEAD GUARD KIT	56117968	1	□	□	□
	SQUEEGEE GUARD KIT	56117956	1	□	□	□
On-Board Charger						
	ONBOARD CHARGER KIT-36V-EURO	56117870	1	•	•	•
Ecoflex System						
	ECOFLEX KIT	56117424	1	•	•	•